



Your VYALEV® travel bag

(foslevodopa/foscarbidopa)

The travel bag must be stored below 25°C once it is packed with VYALEV.

Please follow these instructions carefully to ensure correct use.

Thank you for ordering your travel bag. This bag has been designed to make travelling with VYALEV easier.

It is important to keep your VYALEV at the right temperature when you travel. Your travel bag contains gel bricks and an anti-freeze plate to help you transport your VYALEV to your destination. Please follow the guidance on the following pages for using your travel bag.

Remember to return your VYALEV to the refrigerator as soon as you arrive at your destination. Do not freeze your VYALEV, and keep it out of reach of children at all times.

Also remember that if you are planning to travel overseas, it is important that you:

- ✓ Carry a letter from your prescribing specialist detailing what VYALEV is, how much you will be transporting, and stating that it is for your own personal use.
- ✓ Leave VYALEV in its original packaging so it is clearly labelled with your name and dosage instructions.
- ✓ Refer to the VYALEV Consumer Medicine Information and speak to your care team if you have any questions regarding your VYALEV treatment while travelling.

Regards,
The AbbVie Care Team

How to prepare and pack your travel bag


The travel bag will keep your VYALEV between 2°C and 8°C for 17 hours if the instructions are followed.

Your travel bag must contain:

- 1** 2x PER1000 (1 L) gel bricks



- 2** 6x PER0400 (400 mL) gel bricks




- 3** 1x anti-freeze plate



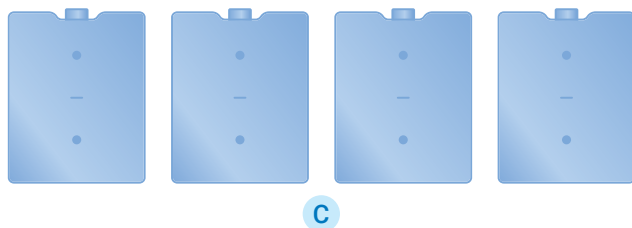
Pre-conditioning instructions (48 hours prior to use)

2x PER1000 (1 L) **A** and 2x PER0400 (400 mL) **B** gel bricks must be removed from the travel bag and placed in a **freezer at -20°C** for a minimum of 48 hours prior to use.



Pre-conditioning instructions (24 hours prior to use)

4x PER0400 (400 mL) **C** gel bricks must be removed from the travel bag and placed in a **refrigerator at 5°C** for a minimum of 24 hours prior to use.



Pre-loading instructions

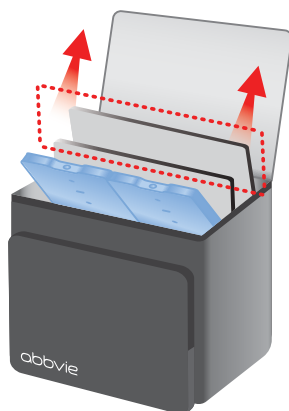
- The 2x PER1000 (1 L) **A** that you have pre-conditioned in the freezer for 48 hours should be taken out and kept at 21°C (+/- 3°C) for 15 minutes.
- The 2x PER0400 (400 mL) **B** that you have pre-conditioned in the freezer for 48 hours should be taken out and kept at 21°C (+/- 3°C) for 10 minutes.

This must be done before inserting them into the travel bag.

- The 4x PER0400 (400 mL) **C** gel bricks that you have pre-conditioned in the refrigerator can be placed in the travel bag directly from the fridge.

Step 1:

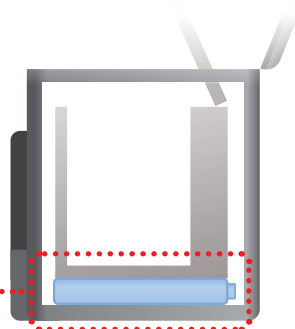
Open the travel bag, lift the anti-freeze plate and place **B** 2x PER0400 (400 mL) in the travel bag after the time indicated in the pre-loading instructions has been reached.



Step 2:

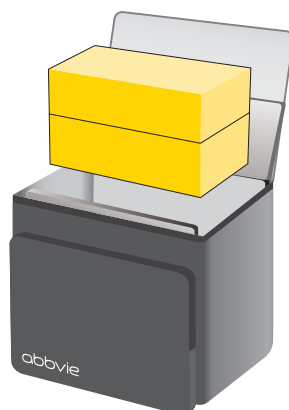
Replace the anti-freeze plate in the layout indicated by this diagram.

2x PER0400 (400 mL) **B**



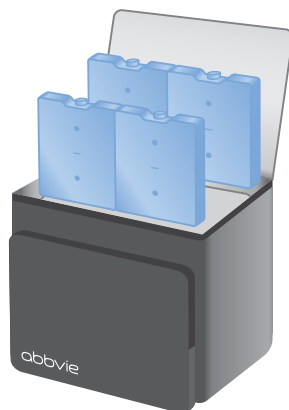
Step 3:

Pack your VYALEV into the travel bag.



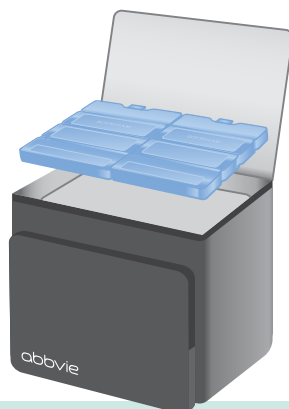
Step 4:

Place **C** 4x PER0400 (400 mL) that have been pre-conditioned in the fridge at 5°C in the large side pockets as indicated in the diagram below.



Step 5:

Place **A** 2x PER1000 (1 L) in the travel bag, on top of the anti-freeze plate after the time indicated in the pre-loading instructions has been reached. Then proceed to close the travel bag.



Do not place any other material inside the travel bag other than as instructed in this document.
You are now set to travel.

Please note:

- If travelling with VYALEV via plane, the VYALEV travel bag should be taken onboard as carry-on luggage. Speak to your airline to confirm this will be possible.
- Protect the travel bag from direct sunlight at all times.
- Do not store the travel bag containing your VYALEV inside a vehicle. If you are travelling in a vehicle, ensure that you use the temperature control in the vehicle.
- The travel bag will keep your VYALEV cold for up to **17 hours** if the surrounding temperature is 25°C or below.



VYALEV[®]
foslevodopa/foscarbidopa
Solution for subcutaneous infusion
240 mg/12 mg per mL



Email: parkinsonssupport@abbviecare.com.au



Phone: 1800 230 608



AbbVie is committed to environmental sustainability and has chosen to print on EcoStar. EcoStar is manufactured with 100% recycled post-consumer waste and is made carbon neutral. EcoStar is both FSC[®] and ISO 14001 Certified. This has been printed by a Forest Stewardship Council[®] (FSC[®]) chain of custody certified printer.

©2025 AbbVie. All rights reserved. AbbVie[®] and AbbVie Care[®] are registered trademarks of AbbVie Inc. VYALEV[®] is a registered trademark of AbbVie AB. AbbVie Pty Ltd, ABN 48 156 384 262, Mascot NSW 2020. Medical Information phone: 1800 043 460. www.abbvie.com.au. AU-ABBV-240209. SSW. AC-004796-00. January 2025.

abbvie